

Data sheet

ST176xxLDNN AST176

Page 1/4


P/N
AST176xx

xx=number of poles

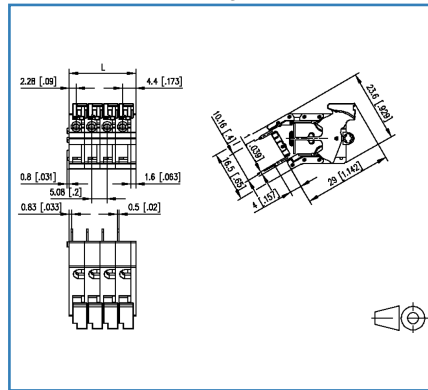
2019/10/30

Version: Q

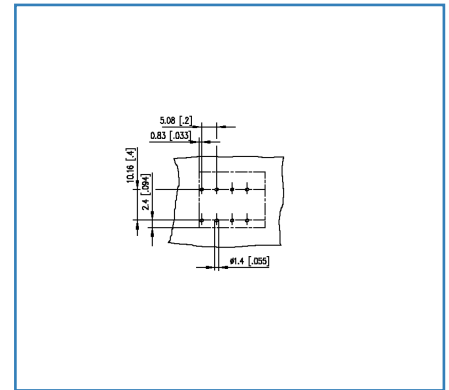
Illustrations



Dimensional drawing



Drill pattern



See enlarged drawings at the end of document



Product specification

- spring clamp terminal block, solderable, double solder pins
- centerline 5.08 mm, direction of connection 60°
- color gray
- push-button

Technical Data

General Data			
Solder pin length	4 mm		
min. number of poles	2		
max. number of poles	24		
Insulating material class	CTI 600		
clearance/creepage dist.	4.5 mm		
protection category	IP20		
Min. insul. strip length	15 mm		
Overvoltage category	III	III	II
Pollution degree	3	2	2
Rated voltage	160 V	400 V	400 V
Rated test voltage	2.5 kV	2.5 kV	2.5 kV

Connection Data	
rat.wiring solid AWGmax	0.08 mm ² - 2.5 mm ² / AWG 28 - AWG 12
rat.wiring strand.AWGmax	0.08 mm ² - 2.5 mm ² / AWG 28 - AWG 12

Approvals	
 //	300 V / 15 A / 28 - 12
approval UL - File No.	E121004
 1 mm ²	250 V / 13.5 A / 13.5A / T60

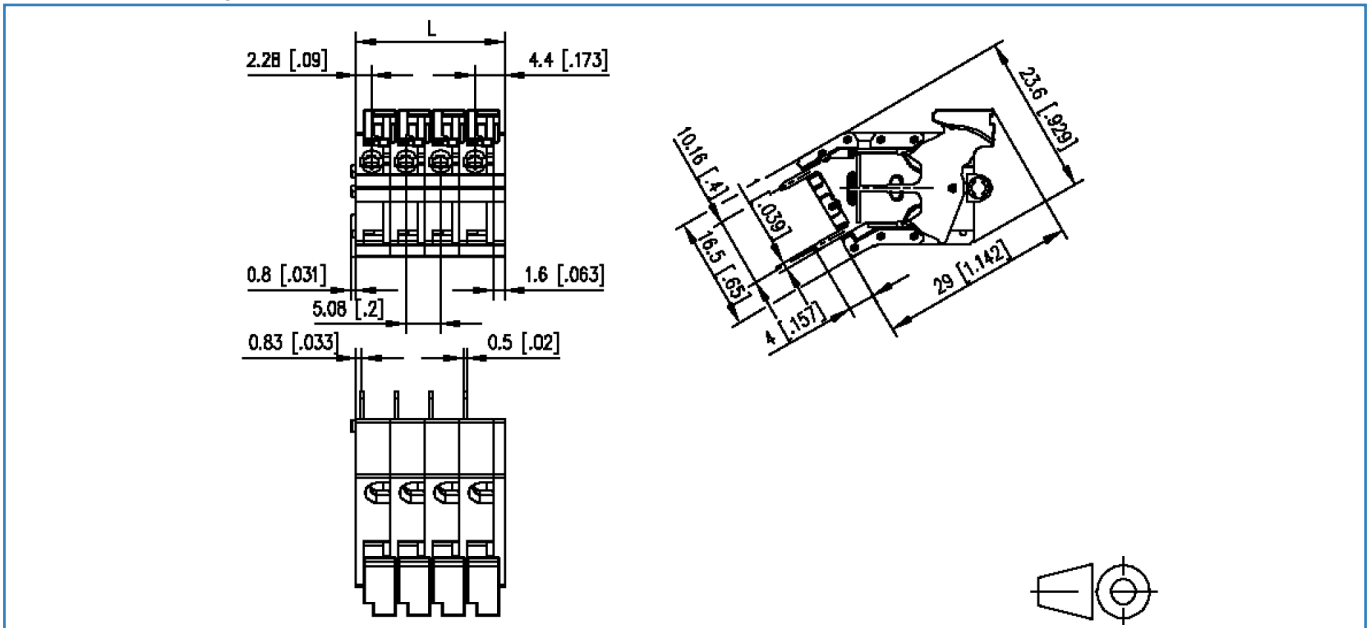
Material	
insulating material	PA66
flammability class	V0
spring material	Spring steel
contact material	CuSn
contact surface	Sn
Glow-Wire Flammability GWFI	960 °C acc. to IEC 60695-2-12
Glow-Wire Flammability GWIT	775 °C acc. to IEC 60695-2-13

Climatic Data	
upper limit temperature	105 °C
lower limit temperature	-40 °C

General	
Tolerance	ISO 2768 -mH
Solderability	Acc. to JEDEC JESD22-B102E 245°C/5s

Illustrations

Dimensional drawing

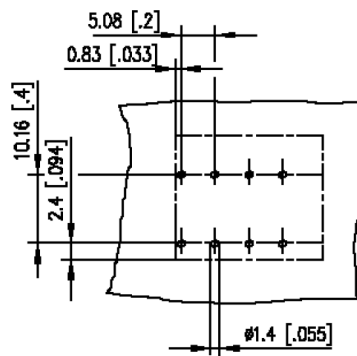


$L = (\text{pole size} - 1) \times \text{centerline} + 6.68 \text{ mm} [0.263]$

© 2019 METZ CONNECT - Technische Änderungen vorbehalten! Subject to modifications! Sous réserve de modifications techniques!

Illustrations

Drill pattern



© 2019 METZ CONNECT - Technische Änderungen vorbehalten! Subject to modifications! Sous réserve de modifications techniques!

